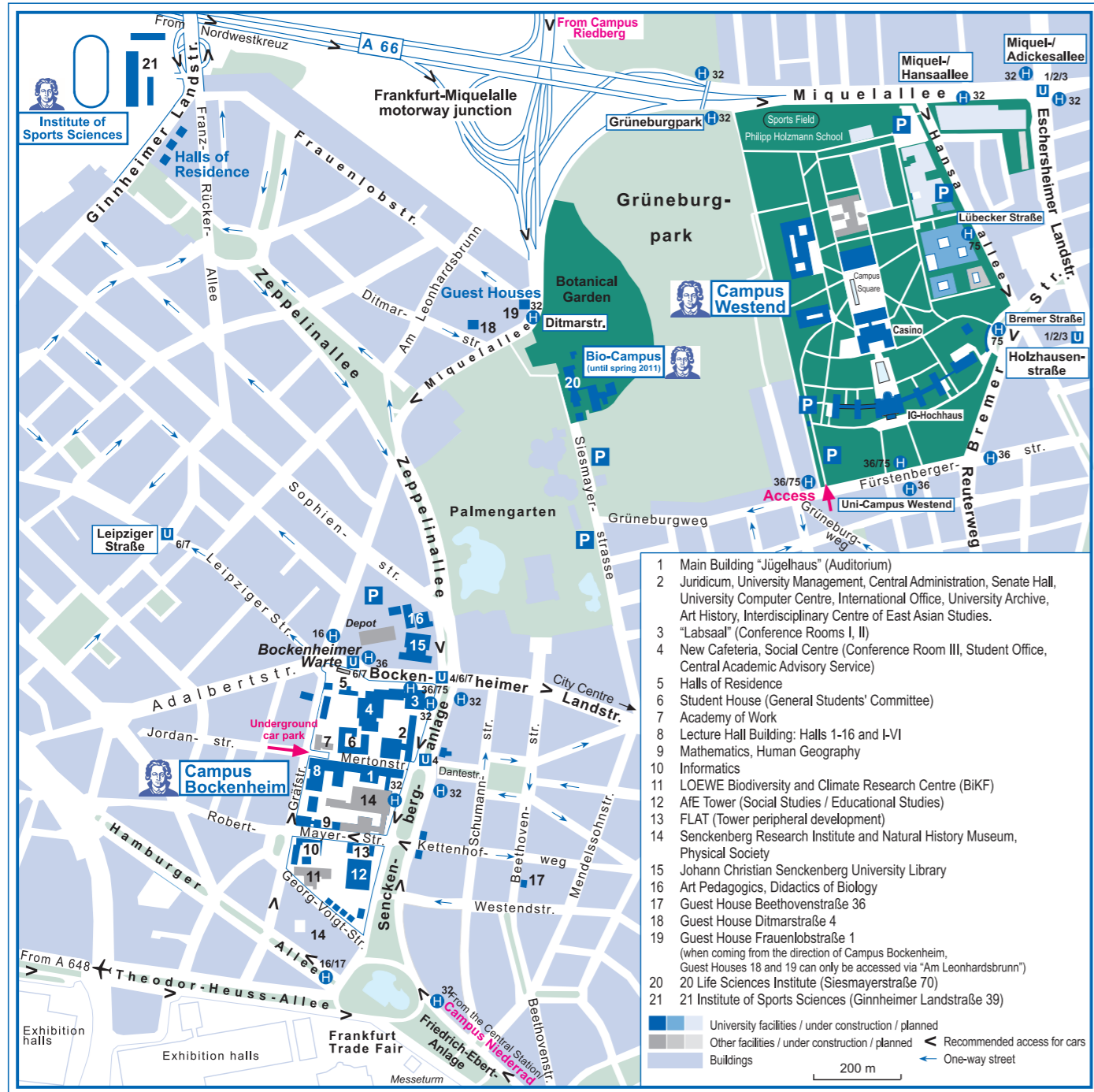
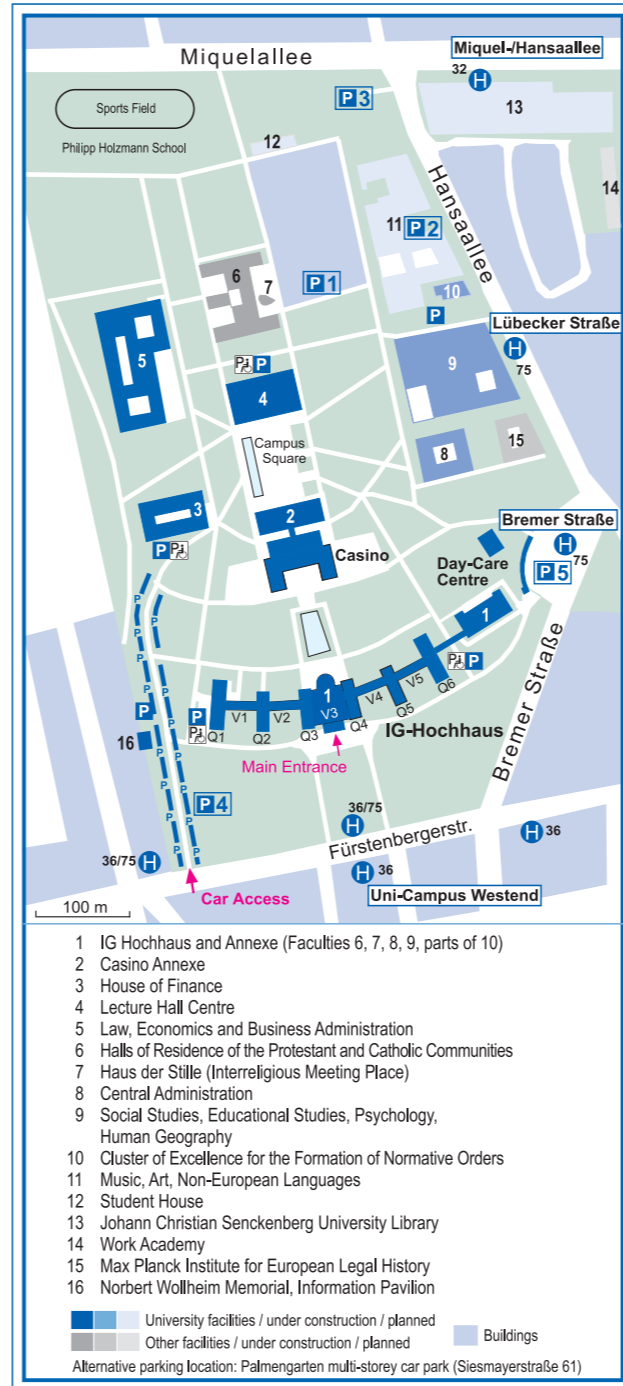


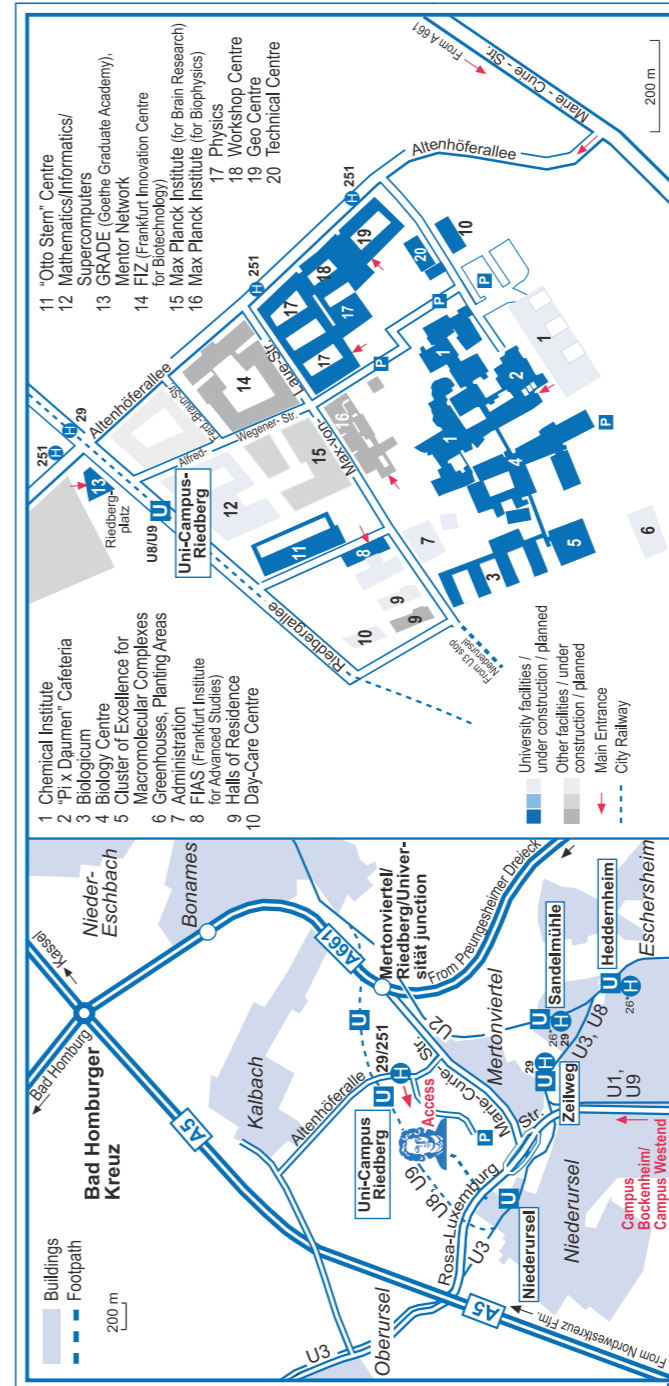
Campus Bockenheim / Campus Westend



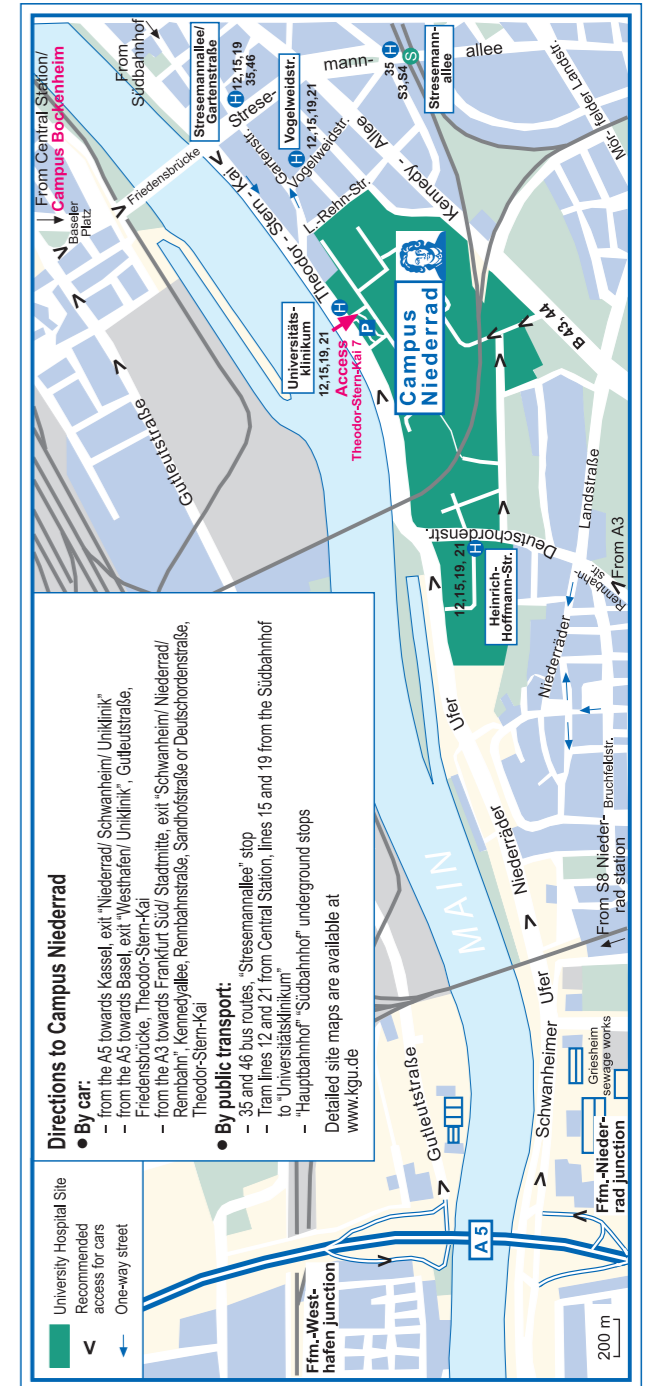
Campus Westend



Campus Riedberg



Campus Niederrad



How to find us

Directions to Campus Bockenheim

- **By car:**
 - from A648 / Theodor-Heuss-Allee / Senckenberganlage, keep going left / Robert-Mayer-Straße / Gräfsstraße / underground car park (with prior registration)
 - from A66 / Miquelallee / Zeppelinallee / Senckenberganlage / Robert-Mayer-Straße / Gräfsstraße / underground car park (with prior registration)

Alternative parking locations:

- Bockenheimer Depot car park
- Adalbertstraße multi-storey car park

• By public transport:

- “Bockenheimer Warte/Universität” underground station (U4 from Central Railway Station, U6/U7 from Hauptwache)
- 36 and 75 bus routes, “Bockenheimer Warte” stop

Directions to Campus Westend

- **By car:**
 - from A66 / Miquelallee / Hansaallee / Lübecker Straße (all directions)
 - Reuterweg / Bremer Straße / Hansaallee (from the city centre / Campus Bockenheim)

• By public transport:

- “Holzhausenstraße” underground station (U1/U2/U3); 10-minute walk
- 36 bus route, “Uni-Campus Westend” stop
- 75 bus route, “Bremer Straße” and “Lübecker Straße” stops

Directions to Campus Riedberg

- **By car:**
 - from A66 / Exit Miquelallee / Rosa-Luxemburg-Straße / Marie-Curie-Straße towards “Riedberg/Universität/MPI” / Altenhöferallee
 - from A661 towards Bad Homburg / exit “Mertonviertel/Riedberg/Universität” / Marie-Curie-Straße towards “Riedberg/Universität/MPI” / Altenhöferallee

• By public transport:

- “Uni-Campus Riedberg” underground station (U8/U9)
- “Niederursel” underground station (U3), 15-minute walk
- 29 bus route (towards Nordwestzentrum) to the “Uni-Campus Riedberg” stop



Publisher: The Board of the Johann Wolfgang Goethe University • Editing: Stephan M. Hilber, Marketing and Communication • Layout: www.wutke-design.de • 6th edition March 2012

Goethe University, with its strong research focus, is situated in the European financial metropolis of Frankfurt am Main. Founded in 1914 by Frankfurt citizens, it is now one of Germany's ten largest universities. On 1 January 2008, it returned to its historical roots as a university financed by foundations, guaranteeing it an unrivalled degree of autonomy. Alongside this, the university is receiving a new look thanks to extensive construction work. A new campus is taking shape around the historical buildings designed by Hans Poelzig in Frankfurt's Westend that sets new aesthetic and functional standards. The Science City on the Riedberg Campus brings together the science departments in direct proximity to two Max Planck Institutes.

With over 55 foundation professorships and visiting professorships, Goethe University is leading the way, according to the Association of Sponsors for the Promotion of German Science.

In three consecutive sets of CHE research rankings (CHE = Center for Higher Education) and in the German Initiative for Excellence, Goethe University has proven to be one of the leading institutes for research.

Addresses

Campus Bockenheim
Office address:
Senckenberganlage 31, 60325 Frankfurt am Main,
Postal address: 60054 Frankfurt am Main

Campus Westend
Office address:
Grüneburgplatz 1, 60323 Frankfurt am Main,
Postal address: 60629 Frankfurt am Main

Campus Riedberg
Office and postal address:
Max-von-Laue-Straße 1, 7-9, Altenhöferallee 1,
60438 Frankfurt am Main

Campus Niederrad/University Hospital
Office address:
Theodor-Stern-Kai 7, 60596 Frankfurt am Main,
Postal address: 60590 Frankfurt am Main

Contact numbers

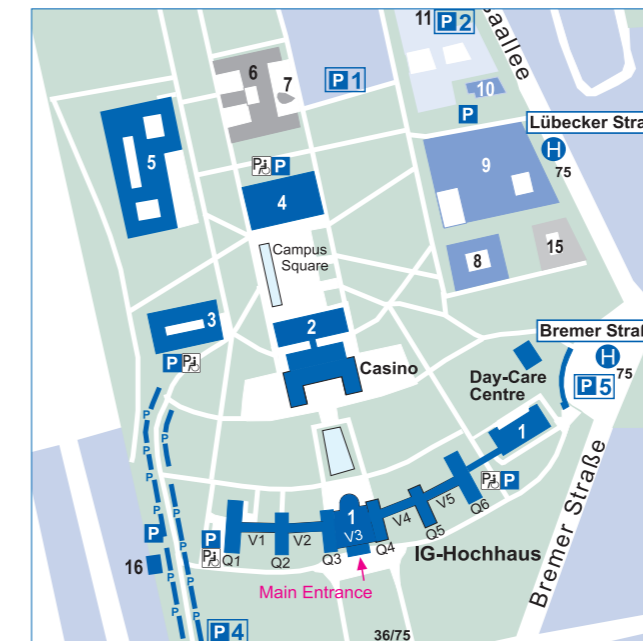
Campuses Bockenheim, Westend and Riedberg
+49 (0) 69/798-0,
for direct dialling: +49 (0) 69/798 + extension

Campus Niederrad/University Hospital
+49 (0) 69/6301-1,
for direct dialling: +49 (0) 69/6301 + extension



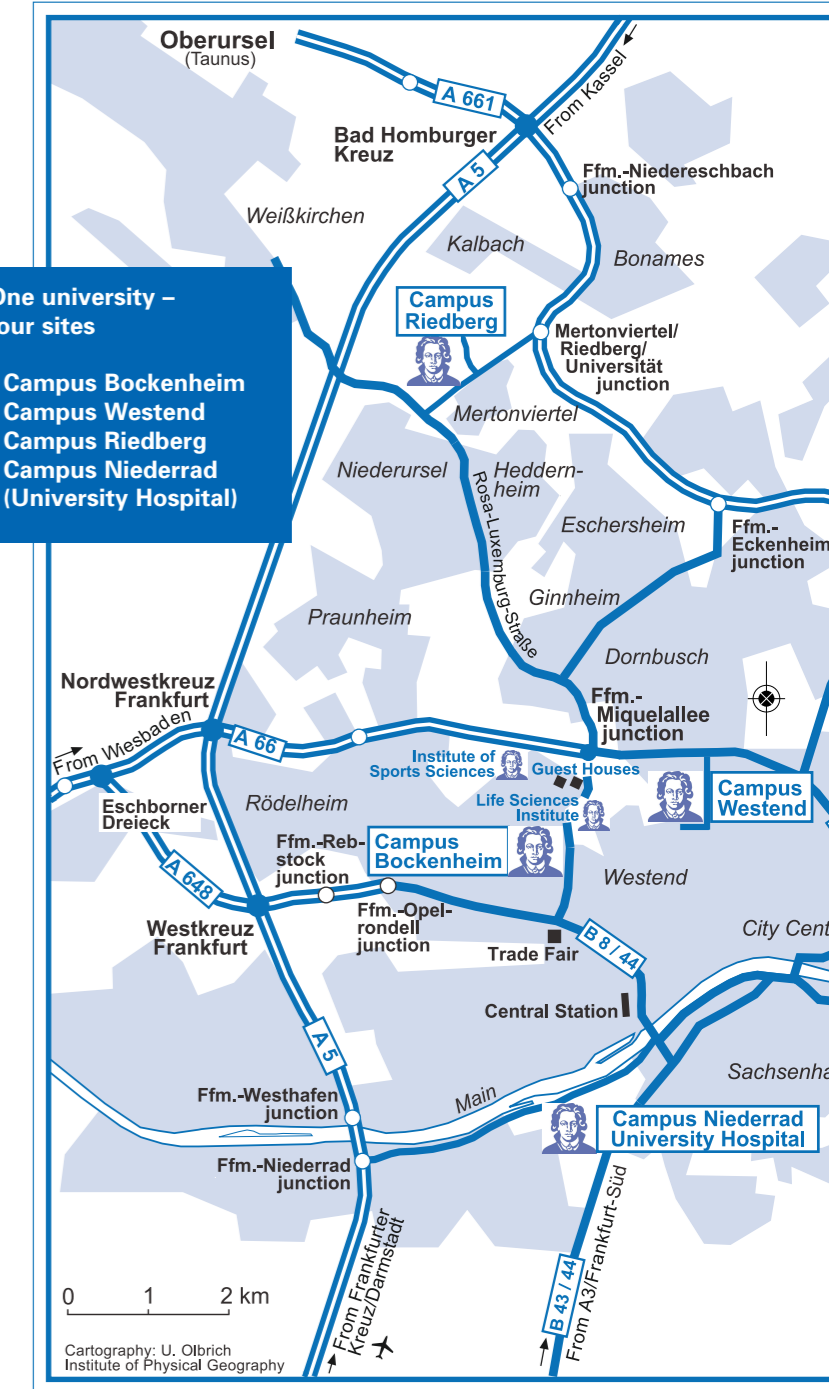
Map

Westend • Bockenheim • Riedberg • Niederrad



One university – four sites

- Campus Bockenheim
- Campus Westend
- Campus Riedberg
- Campus Niederrad (University Hospital)



www.uni-frankfurt.de